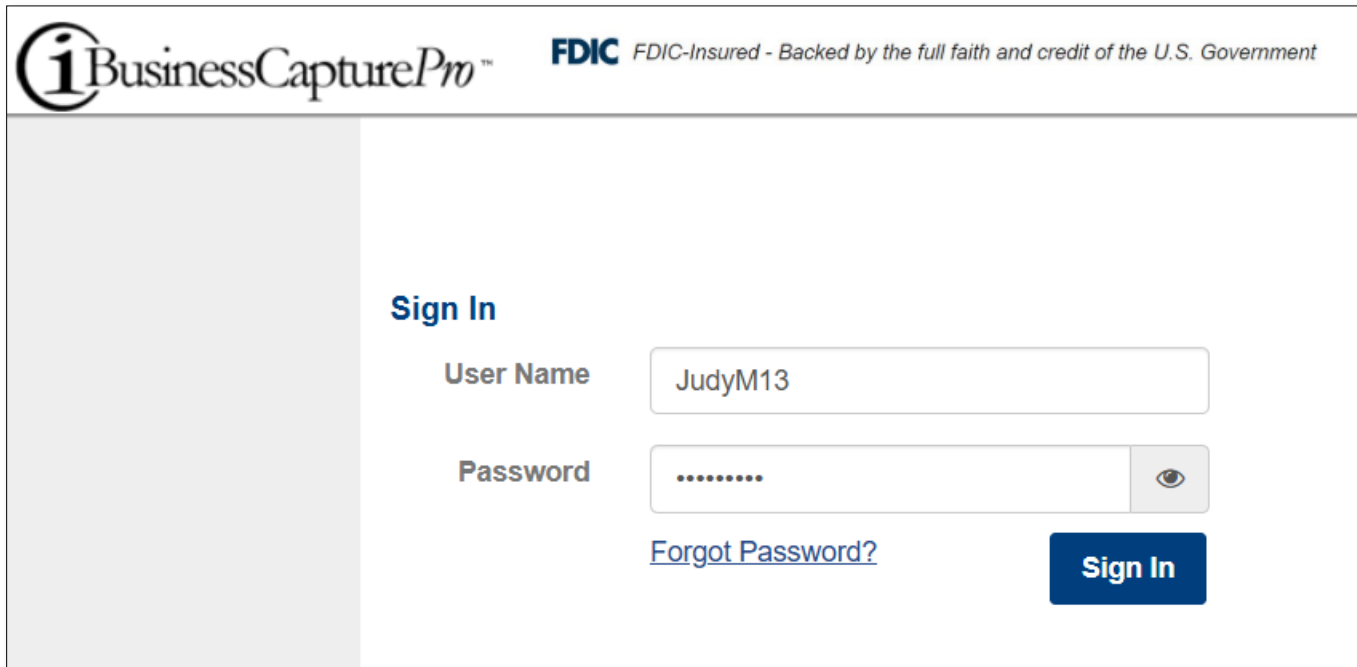


## i-BusinessCapturePro™ End User Initial Login

Once the credentials have been received, the user can sign in using the i-BusinessCapturePro™ login link:

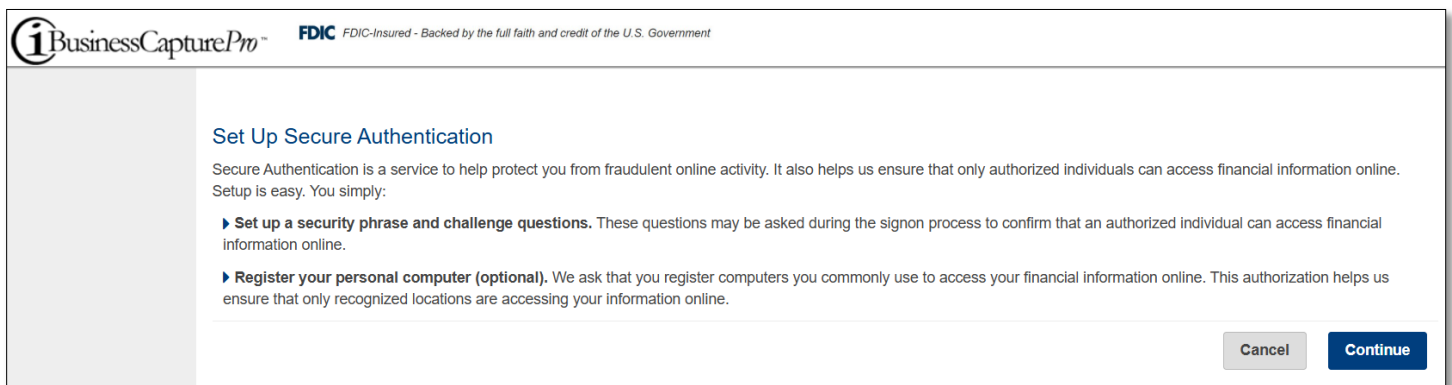
<https://ibizcapturepro.wintrust.com>

- 1) Enter your **User Name** and **Password** and click **Sign In**.



The screenshot shows the i-BusinessCapturePro login interface. At the top, the logo is on the left and the FDIC logo with the text "FDIC-Insured - Backed by the full faith and credit of the U.S. Government" is on the right. The main heading "Sign In" is centered. Below it, the "User Name" field contains "JudyM13". The "Password" field is masked with dots and has a toggle icon on the right. A link for "Forgot Password?" is below the password field. A blue "Sign In" button is at the bottom right.

- 2) You will now proceed through the Secure Authentication process that is unique to you. Click **Continue**.
  - a. Security Phrase
  - b. Three Security Questions
  - c. Register your computer



The screenshot shows the "Set Up Secure Authentication" screen. It features the same header as the login page. The heading "Set Up Secure Authentication" is followed by an explanatory paragraph. Two bullet points provide instructions: "Set up a security phrase and challenge questions" and "Register your personal computer (optional)". At the bottom right, there are "Cancel" and "Continue" buttons.

- 3) Enter your **Security Phrase** and select and answer your **Security Challenge Questions**. Click **Continue**.
- Security Phrase – Must be a minimum of 20 characters (not case-sensitive)
  - Security Challenge Questions – Each answer must be unique.


The screenshot shows the 'Challenge Questions' tab in the iBusinessCapturePro interface. At the top, it says 'Enter Your Security Phrase' and 'Your security phrase will be displayed with the challenge questions when you log on.' Below this is a text input field for the 'Security Phrase' containing 'Wintrust IBC Scanner Login'. Underneath is the 'Select Challenge Questions' section, which explains that these questions are used for authentication. It lists three questions: 'What is the name of the street you grew up on?', 'What city were you born in?', and 'What is your favorite color?'. Each question has a corresponding answer field with masked characters and a toggle to show/hide the answer. At the bottom right are 'Cancel' and 'Continue' buttons.

- 4) You will be given the option to **Register This Machine**. This will save a cookie on your computer to access the system faster. Check the box to **Remember this device** and click **Continue**.
- Note** – If your company has IT policies to clear cookies on a regular basis, you may be prompted for your security questions.

The screenshot shows the 'Register Device' tab in the iBusinessCapturePro interface. It is titled 'Register This Machine' and explains that users are asked to register personal computers they commonly use to access DirectLink Merchant. It states that on a registered computer, users are not asked to answer questions when signing on, making it faster. It also notes that they don't recommend registering public computers or those used infrequently. At the bottom, there is a checkbox labeled 'Remember this device' which is currently unchecked. To the right of the checkbox is a small icon. At the bottom right are 'Previous', 'Cancel', and 'Continue' buttons.

The screenshot shows a dialog box titled 'Remembering Your Device'. It contains the text: 'Check this option if you commonly use this computer to access online banking websites. We will save information from this computer to identify it as a registered location and you will not be asked to answer questions when you sign on - making it faster to access your account information.' At the bottom right are 'Cancel' and 'Continue' buttons.

- 5) Review your selections and enter your **Password**. Click **Continue**. You will be informed that you've been enrolled successfully. Click **OK**.

 **FDIC** FDIC-Insured - Backed by the full faith and credit of the U.S. Government

Challenge Questions

Register Device

Review

### Enter Your Security Phrase

Your security phrase will be displayed with the challenge questions when you log on.

Security PhraseWintrust IBC Scanner Login

### Select Challenge Questions

These questions may be asked when you log on to confirm that you are an authorized individual. When asked, you must correctly answer these questions to log on. All answers are required for the security set up process.

Question

What is the name of the street you grew up on?

Answer

Your Answer 1

Question

What city were you born in?

Answer

Your Answer 2

Question

What is your favorite color?

Answer

Your Answer 3

### Device Registration

☒ Remember this device ⓘ

### Confirm Password

Enter your password and click 'Continue' to proceed with enrollment.


Password

\*\*\*\*\*

Previous

Cancel

Continue

 **FDIC** FDIC-Insured - Backed by the full faith and credit of the U.S. Government

## Enrollment Status

User is Enrolled successfully!

OK

- 6) You will then be prompted to verify your phone number(s) on file. Select the check box next to the number to verify and click **OK**. You will then be logged into the system.

**Verify Phone Number**

The grace period to update/verify your phone number has expired. Please complete the verification process in order to proceed with logging in. Selecting Cancel will log you out of the application.

Select the menu icon (⋮) to configure phone numbers.

Phone Numbers		⋮
Cell	1 224-6[REDACTED] 5	<input checked="" type="checkbox"/>

**Cancel** **OK**

**iBusinessCapturePro** FDIC - Insured - Backed by the full faith and credit of the U.S. Government

**Administration** **Research** **Reports** **Help**

**Welcome Judy Majon!**

Today is 4/3/2025 at 12:08:14 PM! JUDYM13, your last login was on 4/3/2025 at 11:44:44 AM.

**Wintrust** is proud to have BBT Cross Charter Test as a iBusinessCapture remote deposit capture customer. iBusinessCapture gives you the ability to conveniently deposit checks remotely, manage your remote check deposits and research those deposits anytime, anywhere, from any device.

You made your last deposit for \$0.00 on UNKNOWN at Unknown (Processed on UNKNOWN).

For any additional information, please visit us at our website [www.fisglobal.com](http://www.fisglobal.com).

Thank you!

**Create Deposit**

**Location**  
Select a Location

**Account**  
Select an Account

**Control Total**  
\$ 0.00

**Create Tape** **Create Deposit**

**Deposits**

**Open** **Pending** **Recent**

Created	Tracking #	Status	Location	Account Name	Item Count	Deposit Total
---------	------------	--------	----------	--------------	------------	---------------